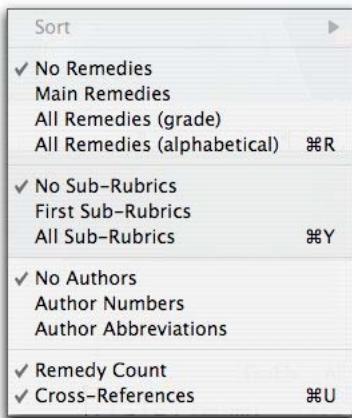



RUBRICS MENU

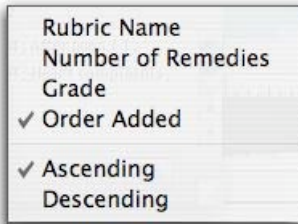


All the choices in the Rubrics menu relate to the Rubrics Clipboard. In order to see any of the sub-choices, or choices you must have the Clipboard (s) as the active window.




SORT

When you select Sort - you have the following options:

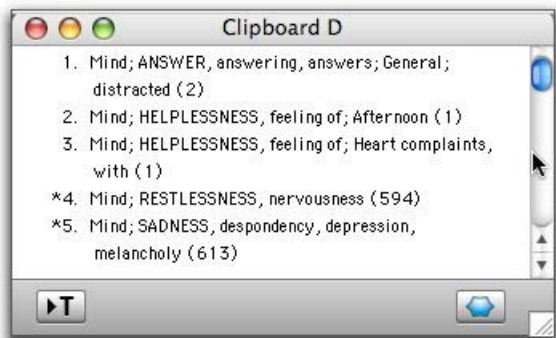



This enables you to sort the rubrics in the Rubrics' Clipboards. To use it, open a Rubrics' Clipboard and select how you want to sort the rubrics. The order you select will apply to the active Rubric's Clipboard Window.



Rubric Name

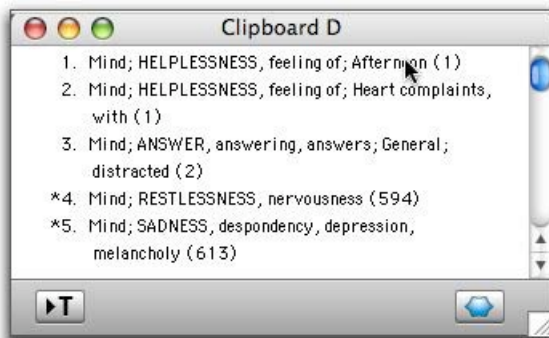
Sorting by "Rubric Name" orders the rubrics alphabetically.






Number of Remedies

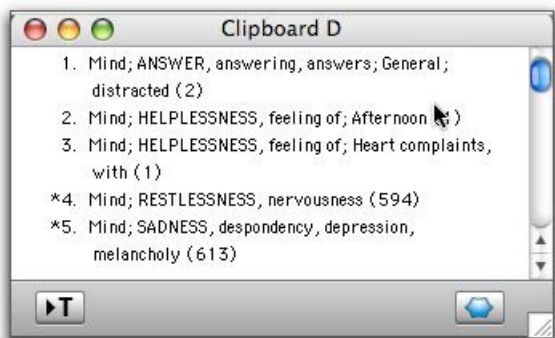
Sorting by “Number of Remedies” orders the rubrics based on the number of remedies in each rubric. Using the Ascending sort puts the smallest rubrics first and the largest last.






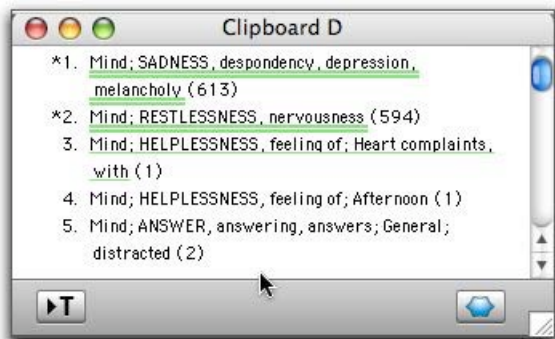
Sort by Grade

Sorting by Grade orders the rubrics based on their underlining (Symptom Strength).





Using a Descending sort puts the rubrics underlined four times first and the non-underlined rubrics last.



Sort by Order Added


Sorts by the original order you put the rubrics into the clipboard.

Ascending Order

Sorts with the greater values coming later in the list.

Descending Order

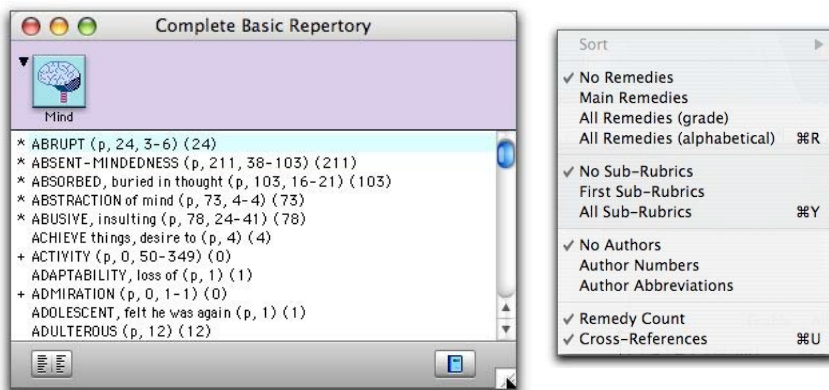
Sorts with the greater values coming earlier in the list.



RUBRIC MENU CONTINUED

The choices you make for each of these sub-divisions will affect both the Repertory view and the Rubrics clipboard.

For the following Repertory view:



Complete Basic Repertory

Mind

- * ABRUPT (p, 24, 3-6) (24)
- * ABSENT-MINDEDNESS (p, 211, 38-103) (211)
- * ABSORBED, buried in thought (p, 103, 16-21) (103)
- * ABSTRACTION of mind (p, 73, 4-4) (73)
- * ABUSIVE, insulting (p, 78, 24-41) (78)
- ACHIEVE things, desire to (p, 4) (4)
- + ACTIVITY (p, 0, 50-349) (0)
- ADAPTABILITY, loss of (p, 1) (1)
- + ADMIRATION (p, 0, 1-1) (0)
- ADOLESCENT, felt he was again (p, 1) (1)
- ADULTEROUS (p, 12) (12)

Sort

- No Remedies
 - Main Remedies
 - All Remedies (grade)
 - All Remedies (alphabetical) ⌘R
- No Sub-Rubrics
 - First Sub-Rubrics
 - All Sub-Rubrics ⌘Y
- No Authors
 - Author Numbers
 - Author Abbreviations
- Remedy Count
- Cross-References ⌘U

This is what the Rubric menu choices were.

Having the Rubrics set up this way allows for the easiest navigation around the repertory. Play around with each of these setting choices and pick the right combination for you.